



GAI-TRONICS®
A HUBBELL COMPANY

ICS/SP2 Page/Party® Desk-Edge Subset Quick Installation Guide

General Information

This guide covers the installation of the ICS/SP2 Page/Party Desk-Edge Subset. The subset is designed for use with a remote amplifier for indoor locations where space is limited. It features one-way page announcements over system speakers and full-duplex party line communication in a durable, highly visible, orange powder-coat finish enclosure (see [Figure 1](#)). The desk-edge subset is available with the following options:

- single or multi-party system option
- PVC or Hytrel® handset cords in 6-, 15-, or 25-foot lengths
- conformal coating for PCBA

Refer to Pub. 42004-428 on the GAI-Tronics's website at www.gai-tronics.com for detailed explanations of the available options, system information, and warranty.

Installation

Important Safety Instructions

- **Read, follow, and retain instructions**—All safety and operating instructions should be read and followed before operating the unit. Retain instructions for future reference.
- **Heed warnings**—Adhere to all warnings on the unit and in the operating instructions.
- **Attachments**—Attachments not recommended by the product manufacturer should not be used, as they may cause hazards.
- **Servicing**—Do not attempt to service this unit by yourself. Opening or removing covers may expose you to dangerous voltage or other hazards. Refer all servicing to qualified service personnel.
- **DB25 connection**—The ICS/SP2 remote subset DB25 interconnect cable is designed for use only with ICS/SP2 remote amplifiers. Do not use any other cable to connect an ICS/SP2 subset to its matching amplifier.

Mounting and Connection

⚠️WARNING ⚠️—Do not install this equipment in hazardous areas. Such installations may cause a safety hazard and consequent injury or property damage.

1. Secure the mounting bracket to a vertical surface using two #8 screws in the 0.20-inch (5.1mm) holes on the side of the mounting bracket (see [Figure 2](#) and [Figure 3](#) for dimensions and a typical installation).
2. Attach the subset to the mounting bracket with two #10-32 screws and washers provided by aligning the two threaded holes on the bottom of the subset with the through-holes on the mounting bracket.
3. Plug the interconnect cable into the subset and the remote amplifier.
4. Tighten the DB25 connector thumbscrews to secure the interconnection cable to the subset and the amplifier.

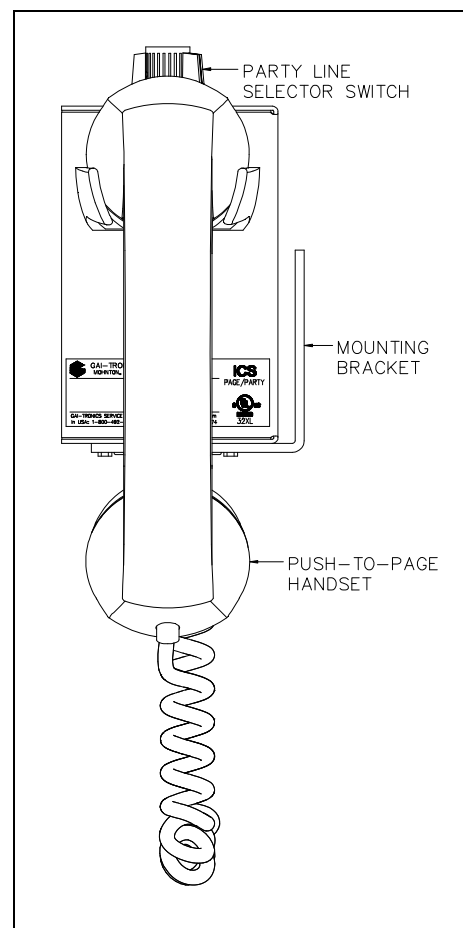


Figure 1. ICS/SP2 Multi-Party Desk-Edge Subset (Front View)

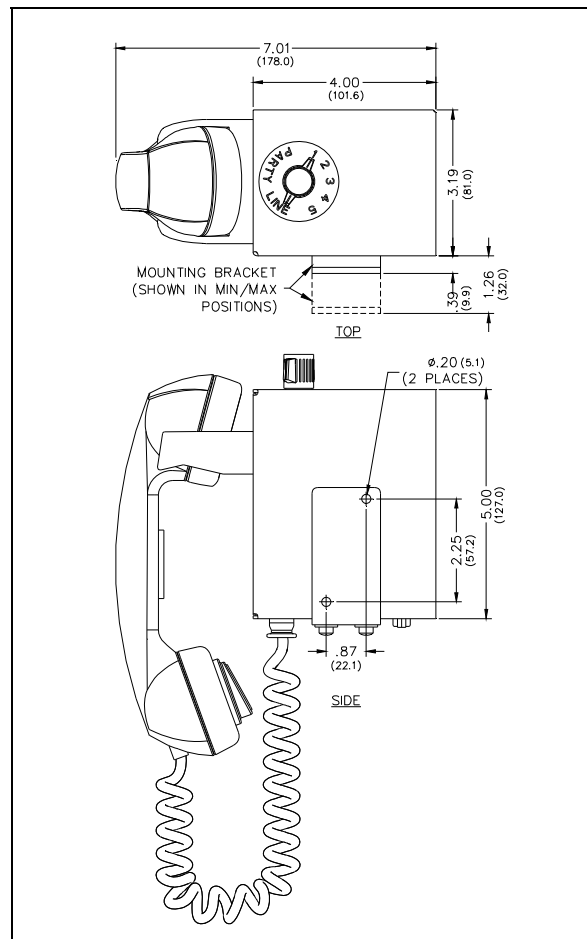


Figure 2. ICS/SP2 Multi-Party Desk-Edge Subset Outline

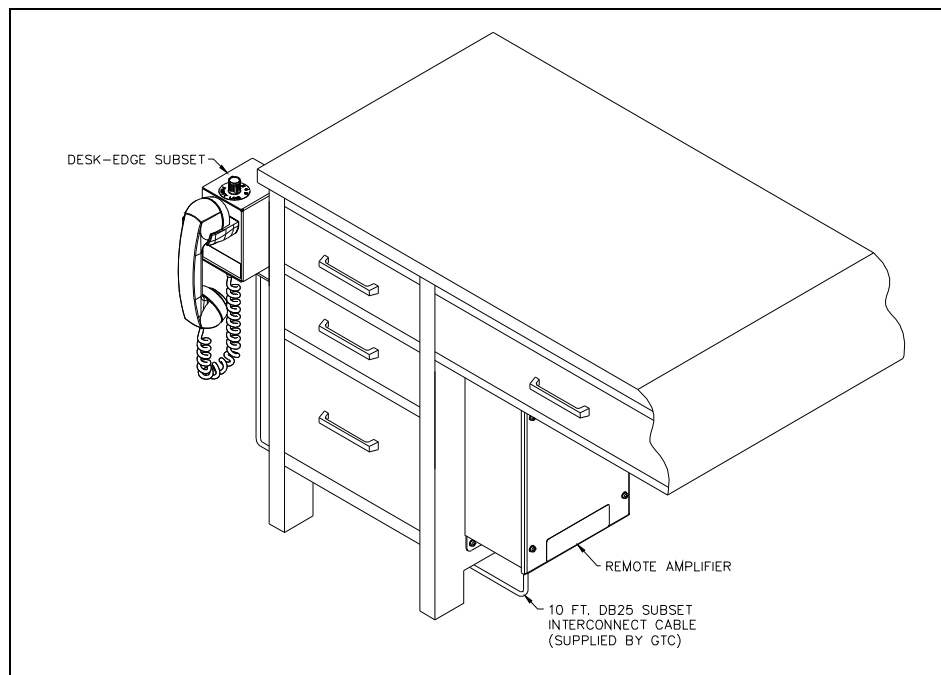


Figure 3. Typical Desk-Edge Installation

NRTL Listed for USA and Canada.....UL/CSA 60950
CE Mark

Warranty

Equipment. GAI-Tronics warrants for a period of one (1) year from the date of shipment, that any GAI-Tronics equipment supplied hereunder shall be free of defects in material and workmanship, shall comply with the then-current product specifications and product literature, and if applicable, shall be fit for the purpose specified in the agreed-upon quotation or proposal document. If (a) Seller's goods prove to be defective in workmanship and/or material under normal and proper usage, or unfit for the purpose specified and agreed upon, and (b) Buyer's claim is made within the warranty period set forth above, Buyer may return such goods to GAI-Tronics' nearest depot repair facility, freight prepaid, at which time they will be repaired or replaced, at Seller's option, without charge to Buyer. Repair or replacement shall be Buyer's sole and exclusive remedy. The warranty period on any repaired or replacement equipment shall be the greater of the ninety (90) day repair warranty or one (1) year from the date the original equipment was shipped. In no event shall GAI-Tronics warranty obligations with respect to equipment exceed 100% of the total cost of the equipment supplied hereunder. Buyer may also be entitled to the manufacturer's warranty on any third-party goods supplied by GAI-Tronics hereunder. The applicability of any such third-party warranty will be determined by GAI-Tronics.

Services. Any services GAI-Tronics provides hereunder, whether directly or through subcontractors, shall be performed in accordance with the standard of care with which such services are normally provided in the industry. If the services fail to meet the applicable industry standard, GAI-Tronics will re-perform such services at no cost to buyer to correct said deficiency to Company's satisfaction provided any and all issues are identified prior to the demobilization of the Contractor's personnel from the work site. Re-performance of services shall be Buyer's sole and exclusive remedy, and in no event shall GAI-Tronics warranty obligations with respect to services exceed 100% of the total cost of the services provided hereunder.

Warranty Periods. Every claim by Buyer alleging a defect in the goods and/or services provided hereunder shall be deemed waived unless such claim is made in writing within the applicable warranty periods as set forth above. Provided, however, that if the defect complained of is latent and not discoverable within the above warranty periods, every claim arising on account of such latent defect shall be deemed waived unless it is made in writing within a reasonable time after such latent defect is or should have been discovered by Buyer.

Limitations / Exclusions. The warranties herein shall not apply to, and GAI-Tronics shall not be responsible for, any damage to the goods or failure of the services supplied hereunder, to the extent caused by Buyer's neglect, failure to follow operational and maintenance procedures provided with the equipment, or the use of technicians not specifically authorized by GAI-Tronics to maintain or service the equipment. **THE WARRANTIES AND REMEDIES CONTAINED HEREIN ARE IN LIEU OF AND EXCLUDE ALL OTHER WARRANTIES AND REMEDIES, WHETHER EXPRESS OR IMPLIED BY OPERATION OF LAW OR OTHERWISE, INCLUDING ANY WARRANTIES OF MERCHANTABILITY OR FITNESS FOR A PARTICULAR PURPOSE.**

Return Policy

If the equipment requires service, contact your Regional Service Center for a return authorization number (RA#). Equipment should be shipped prepaid to GAI-Tronics with a return authorization number and a purchase order number. If the equipment is under warranty, repairs or a replacement will be made in accordance with the warranty policy set forth above. Please include a written explanation of all defects to assist our technicians in their troubleshooting efforts.

Call 800-492-1212 (inside the USA) or 610-777-1374 (outside the USA) for help identifying the Regional Service Center closest to you.